



Dva sata do sophisticiranog web sjedišta

Ljubomir.Hrboka@CARNet.hr



CARNet

HRVATSKA AKADEMSKA I ISTRAŽIVAČKA MREŽA
CROATIAN ACADEMIC AND RESEARCH NETWORK

10100

GODINA / YEARS

Drupal - <http://drupal.org/>

- Fleksibilan (preko 9000 modula)
- Slobodan (GPL)
- Podržan (preko 630000 korisnika)
- Skalabilan
- Robustan

Skalabilan? Robustan?

- www.whitehouse.gov
- www.gouvernement.fr
- www.linuxjournal.com
- www.ubuntu.com
- www.economist.com
- www.thesmokinggun.com
- www.grammy.com
- www.mtv.co.uk

Tehnički zahtjevi

- Web Server: Apache ili Microsoft IIS
- PHP: 5.2 ili veći
- Database Server: MySQL - 5.0 ili veći, PostgreSQL - 8.3 ili veći, SQLite

- <http://drupal.org/requirements>

Instalacija - Drush

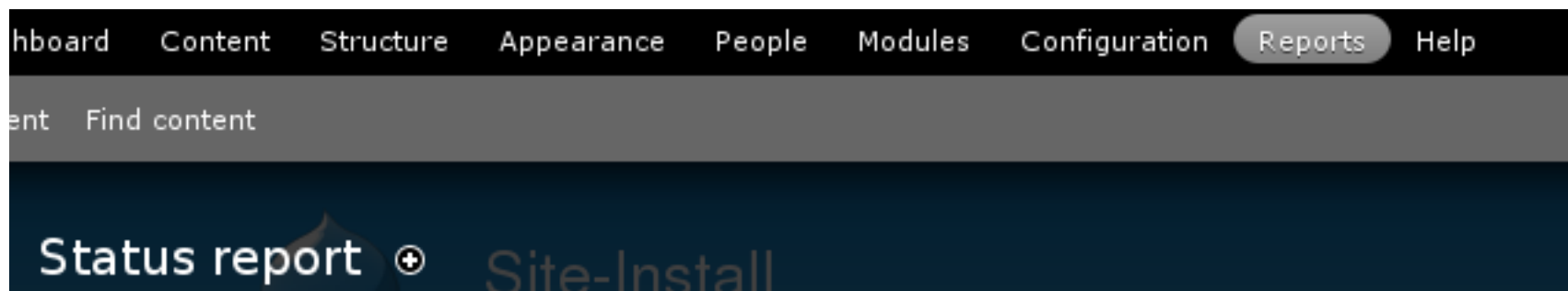
- pear channel-discover pear.drush.org
- pear install drush/drush

Instalacija - Drupal

- `drush dl drupal`
- `mv drupal-7.9 tmp1`
- `cd tmp1`
- `drush site-install standard --account-name=tmp1 --account-pass=tmp1 --db-url=mysql://tmp1:tmp1@localhost/tmp1`

Modul	Min. Stand.			
• Block	x	x	• List	x
• Color		x	• Menu	x
• Comment		x	• Node	x x
• Contextual Links		x	• Number	x
• Dashboard		x	• Options	x
• Database Logging	x	x	• Overlay	x
• Field	x	x	• Path	x
• Field SQL storage	x	x	• RDF	x
• Field UI		x	• Search	x
• File		x	• Shortcut	x
• Filter	x	x	• System	x x
• Help		x	• Taxonomy	x
• Image		x	• Text	x x
			• Toolbar	x
			• User	x x

Status



[Home](#) » [Administration](#) » [Reports](#)

Here you can find a short overview of your site's parameters as well as any problems detected with information into support requests filed on drupal.org's support forums and project issue queues.

Drupal	7.9
Access to update.php	Protected
Configuration file	Protected

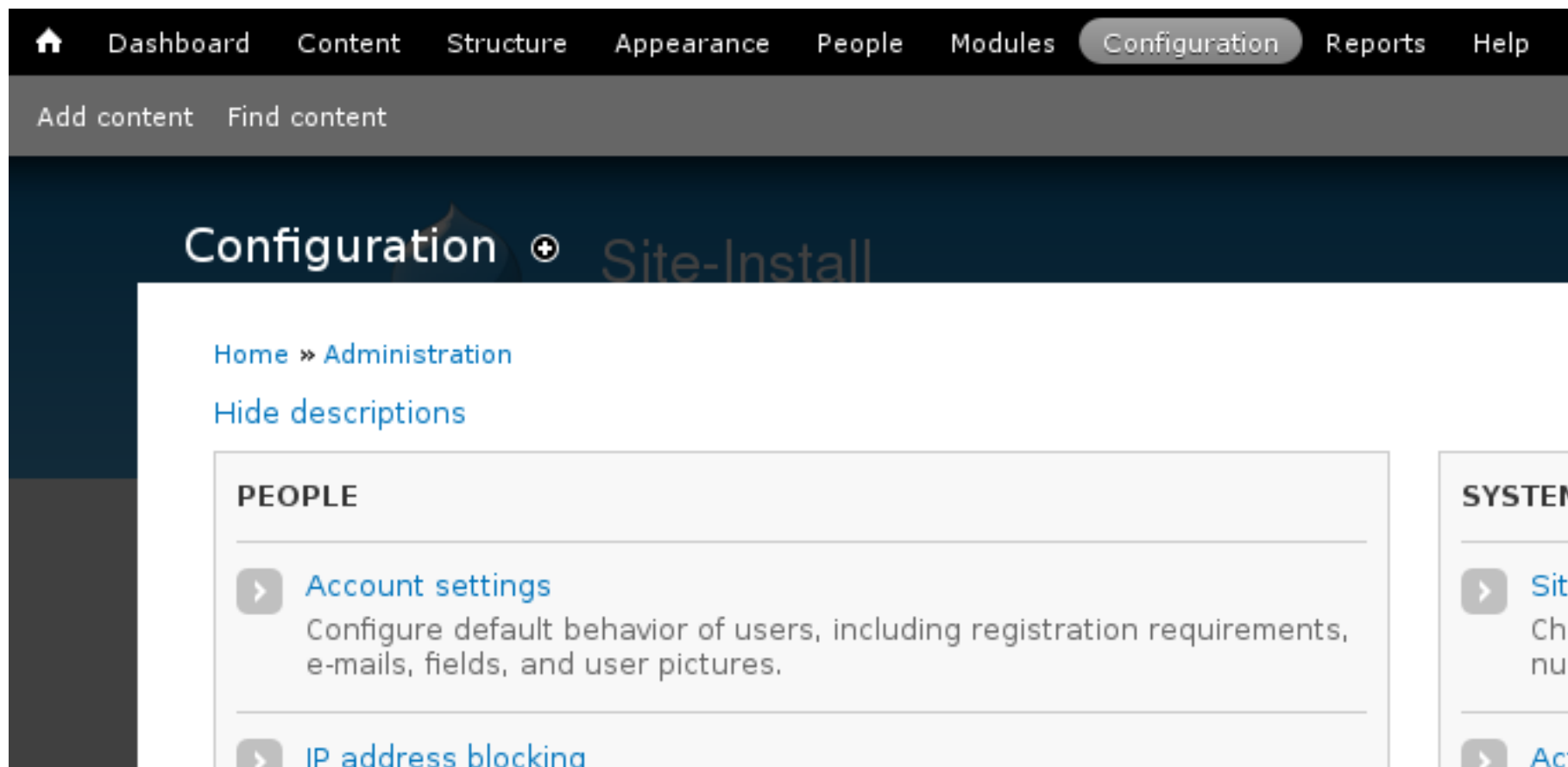
Instalacija - Završetak

- `sudo chown www-data:tmp1 sites/default/files/`
- `sudo chmod 2770 sites/default/files/`
- `sudo chown www-data:tmp1 sites/default/settings.php`
- `sudo chmod 440 sites/default/settings.php`

Loša alternativa (samo za ovu prezentaciju)

- `chmod 777 sites/default/files/`

Konfiguracija



The screenshot shows the Drupal Configuration page. At the top is a navigation menu with links: Home, Dashboard, Content, Structure, Appearance, People, Modules, Configuration (highlighted), Reports, and Help. Below the menu is a sub-menu with 'Add content' and 'Find content'. The main content area has a dark blue header with 'Configuration' and a plus icon, and 'Site-Install' in a lighter blue font. Below this is a breadcrumb trail: 'Home » Administration'. There are two links: 'Hide descriptions' and 'Account settings'. The 'Account settings' link is expanded, showing a description: 'Configure default behavior of users, including registration requirements, e-mails, fields, and user pictures.' Below this is another link: 'IP address blocking'. On the right side, there is a 'SYSTEM' section with a link 'Site' and a partially visible link 'Act'.

Home » Administration

[Hide descriptions](#)

PEOPLE

- [Account settings](#)
Configure default behavior of users, including registration requirements, e-mails, fields, and user pictures.
- [IP address blocking](#)

SYSTEM

- [Site](#)
- [Act](#)

Konfiguracija (1)

- Site-information
 - Site name
 - E-mail
- Regional and language
 - Country
 - First day of the week
 - Time zone

Konfiguracija (2)

- Date and time
- File system
 - public (sites/default/files)
 - private (/home/tmp1/files)
- Performance
 - caching
 - minimum lifetime
 - expiration

Konfiguracija (3)

- Account settings
 - Administrator role
- Registracija korisnika
 - Način registracije
 - Način brisanja korisnika
- Personalizacija
- Administracijski E-mailovi

Dozvole (1)

- People
 - Permissions
 - Roles (administrator role)

Koncept radionice

- Site koji koristi dva Drupalova „oružja“
 - taksonomija
 - tip sadržaja
- Taksonomija za podjelu članaka po „zamišljenim“ studijima
- Tip sadržaja za dodavanje imenika djelatnika

Taksonomija

- Rječnik

Taxonomy

TMP2

[Home](#) » [Administration](#) » [Structure](#) » [Taxonomy](#)

Name *

 Machine name: studij [[Edit](#)]


Description

[Save](#)

[▶ Add content](#)

Taksonomija

- Pojmovi

Studij 

TMP2

[Home](#) » [Administration](#) » [Structure](#) » [Taxonomy](#)

You can reorganize the terms in *Studij* using their drag-and-drop handles, and group terms under a

[+ Add term](#)

NAME

 [Elektrotehnika](#)

 [Strojarstvo](#)

Taksonomija

- Tipovi sadržaja



The screenshot shows a web interface for managing content types. At the top, there is a dark blue header with the text "Content types" and a plus icon, followed by "TMP2" in a lighter blue font. Below the header, there is a breadcrumb trail: "Home » Administration » Structure". A blue link "+ Add content type" is visible. The main content area is divided into two sections. The first section has a light gray header "NAME" and contains the text "Article (Machine name: article)" followed by the description "Use *articles* for time-sensitive content like news, press releases or blog posts." The second section has a light green header "Basic page (Machine name: page)" followed by the description "Use *basic pages* for your static content, such as an 'About us' page."

Taksonomija







Article 

TMP2

EDIT

MANAGE FIELDS

[Home](#) » [Administration](#) » [Structure](#) » [Content types](#) » [Article](#)

LABEL	NAME	FIELD
 Title	title	Node module element
 Tags	field_tags	Term reference
 Body	body	Long text and summary
 Image	field_image	Image
 Add new field		
<input type="text" value="Studij"/>	field_ <input type="text" value="studij"/>	<input type="text" value="Term reference"/> 

Dodavanje članka

- Add content
- Istovremeno moguće više različitih taksonomija
- Prije postanja označiti termin (taksonomiju postaviti kao obaveznu)

Taxonomy menu

- Modul za automatsko kreiranje menija po taksonomiji
 - drush dl taxonomy_menu
 - drush en taxonomy_menu
- Dodavanje menija „Studiji“ i postavljanje bloka u „Sidebar first“
- Povezivanje taksonomije s menijem

Tipovi sadržaja

- Dodavanje novog tipa sadržaja

Content types  TMP2

[Home](#) » [Administration](#) » [Structure](#) » [Content types](#)

Individual content types can have different fields, behaviors, and permissions assigned to them.

Name *

Machine name: imenik [\[Edit\]](#)

The human-readable name of this content type. This text will be displayed as part of the list on the with a capital letter and contain only letters, numbers, and spaces. This name must be unique.

Description

Tip sadržaja za unos osoba |u imenik

Primjer - Imenik

- Title -> obavezno polje
- Publishnig options -> Published
- Display settings -> Ništa
- Comment settings -> Closed
- Available menus -> Ništa

Primjer - Imenik - upravljanje poljima

- Izbrisati Body
- Dodati polja
 - Ime
 - Prezime
 - Telefon
 - Email (drush dl email, drush enable email)
 - Slika

Modul Views

- Grafički Query builder
- Instalacija
 - drush dl views
 - drush en views
 - unmet dependencies
 - Would you like to download them? (y/n): y
 - ctools was enabled successfully
 - views was enabled successfully
 - drush en views_ui

View name *

Imenik

Machine name: imenik [\[Edit\]](#)

Description

Show

Content



of type

Imenik



sorted by

Title



Create a page

Page title

Imenik

Path

https://localhost4/tmp2/ imenik

Display format

HTML list



of

titles (linked)



Items to display

10

Create a menu link

Menu

Navigation



Link text

Imenik

Najčešći problemi

- „Clear all cache“
- Pravilno postavljanje dozvola
 - user 1 najčešće nema problema
- Članci se ne vide odmah nakon dodavanja
 - Uključen je cache pa se vide nakon postavljenog vremena
- Neki dijelovi stranice se ne vide
 - Filtered HTML (primjerice, nema img taga)

Pitanja?

- Ijubomir.hrboka@carnet.hr